

Riva-flo

General Purpose Pump



GPP40



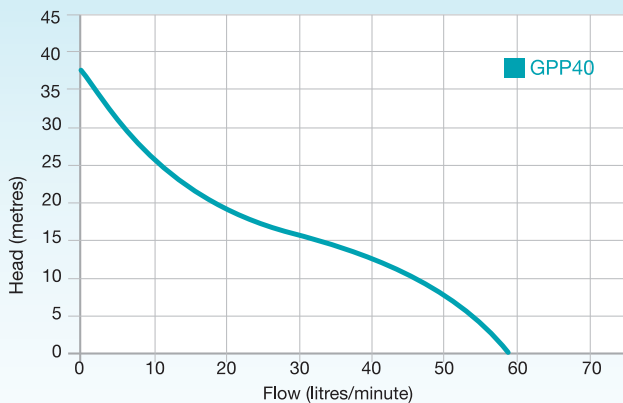
- This easy to install automatic pump helps you to put all of your precious tank water to good use
- Automatic control for water on demand at constant pressure
- Self-priming so that water can be lifted from below the pump
- Loss of prime protection to prevent pump from expensive damage if your water tank is empty
- Totally enclosed fan cooled motor for improved reliability and longer life
- Stainless steel pump casing makes this pump tough, durable and corrosion resistant

Applications:

- Ideal for pumping rainwater from your tank for garden watering, washing cars, sprinklers and small irrigation systems



GPP40 Performance



Model	Watts	Current (Amps)	Pressure Switch Setting (kPa)	Suction Depth (Metres) Capacity (Litres per Min)					Port Size (BSP)	
				0	1.5	3	4.6	7.6	Suction	Discharge
GPP40	450	2.8	140	37	33	29	25	12	1" F	1" F



Home Pressure Systems

Riva-flo

Household Pressure Pumps



SF65



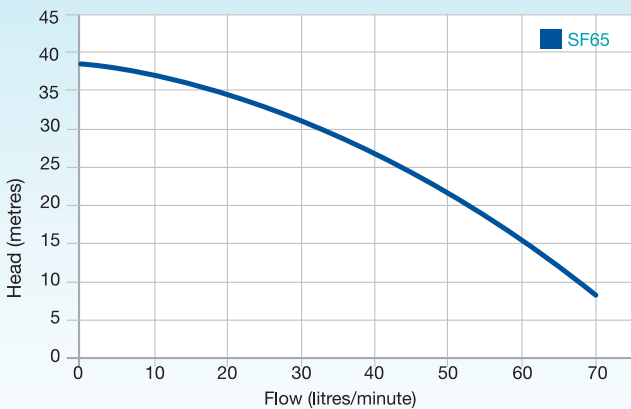
- The Riva-flo SF65 is a rugged, heavy-duty cast iron jet pump with precision-injection moulded jet and venturi combination
- It can be converted into a pressure system by adding a suitable Onga pressure kit

Applications:

- Used to draw water from a shallow source (up to 7.6m)
- Used as a strong, cost-effective pressure system – an ideal garden watering pump



SF65 Performance



Model	Watts	Current (Amps)	Pressure Switch Setting (kPa)	Suction Depth (Metres) Capacity (Litres per Min)							Port Size (BSP)			
				0	1	2	3	4	5	6	7	7.5	Suction	Discharge
SF65	600	3.8	140-275	57	53	49	45	42	38	33	27	23	1 1/4" F	1" F



MF55



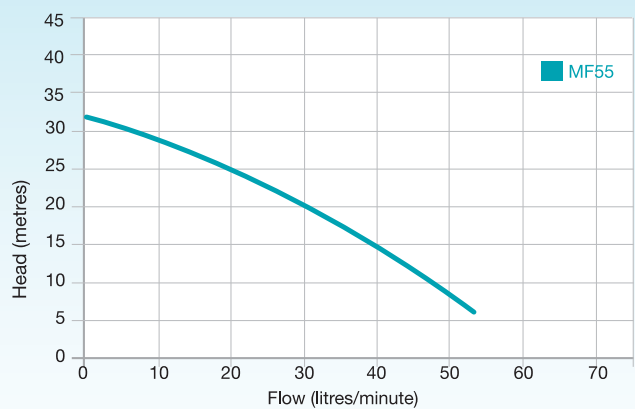
- The Riva-flo MF55 is a corrosion-resistant moulded shallow-well jet pump
- Add an Onga pressure tank and you have a household pressure system

Applications:

- Used to draw water from a shallow source (up to 7.6m)
- A good general purpose pressure system



MF55 Performance



Model	Watts	Current (Amps)	Pressure Switch Setting (kPa)	Suction Depth (Metres) Capacity (Litres per Min)							Port Size (BSP)			
				0	1	2	3	4	5	6	7	7.5	Suction	Discharge
MF55	550	2.7	140-275	39	36	33	30	28	25	22	19	16	1" M	1" F